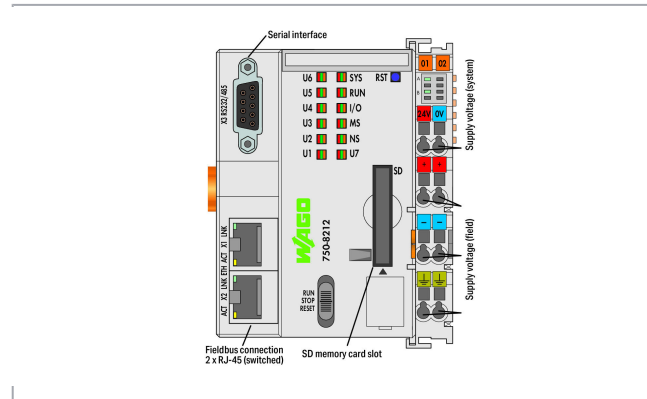
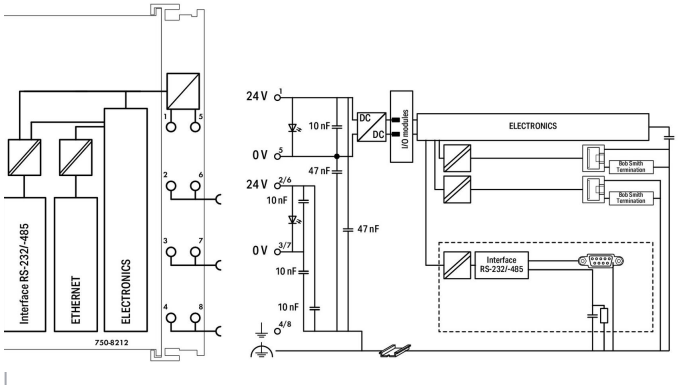
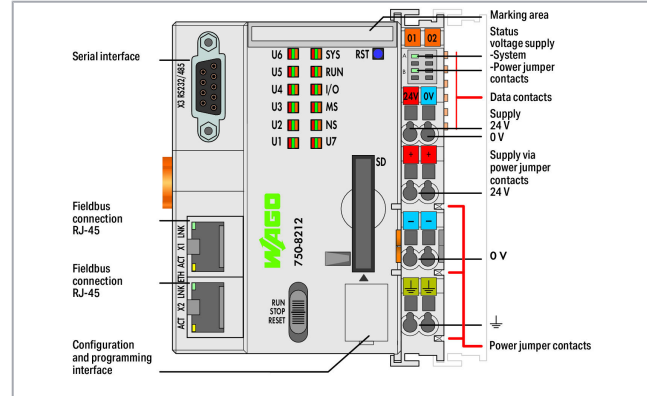



# Data sheet | Item number: 750-8212

Controller PFC200; 2nd Generation; 2 x ETHERNET, RS-232/-485; light gray

[www.wago.com/750-8212](http://www.wago.com/750-8212)



## Item description

The PFC200 Controller is a compact PLC for the modular WAGO I/O System. Besides network and fieldbus interfaces, the controller supports all digital, analog and specialty modules found within the 750/753 Series.

Two ETHERNET interfaces and an integrated switch enable line topology wiring.

An integrated Webserver provides user configuration options, while displaying PFC200 status information.

Besides the processing industry and building automation, typical applications for the PFC200 include standard machinery and equipment control (e. g., packaging, bottling and manufacturing systems, as well as textile, metal and wood processing machines).

Subject to changes. Please also observe the further product documentation!

WAGO Kontakttechnik GmbH & Co. KG  
Hansastr. 27  
32423 Minden  
Phone: +49571 887-0 | Fax: +49571 887-169  
Email: [info.de@wago.com](mailto:info.de@wago.com) | Web: [www.wago.com](http://www.wago.com)

Do you have any questions about our products?  
We are always happy to take your call at +49 (571) 887-44222.



Programming per IEC 61131-3

- Programmable via WAGO-I/O-PRO V2.3 or *e!COCKPIT*
- Direct connection of WAGO I/O Modules
- 2 x ETHERNET (configurable), RS-232/485
- Linux operating system with RT-Preempt patch
- Configuration via CODESYS, *e!COCKPIT* or Web-Based Management interface
- Maintenance-free

## Data

### Technical Data

Communication	Modbus (TCP, UDP) Ethernet Modbus RTU RS-232 serial interface RS-485 Serial Interface  EtherNet/IP™ Adapter (slave), library for e!RUNTIME EtherCAT Master, requires an additional license MQTT
ETHERNET protocols	DHCP DNS NTP FTP FTPS SNMP HTTP HTTPS SSH
Visualization	Web Visu
Operating system	Real-time Linux (with RT-Preempt patch)
CPU	Cortex A8; 1 GHz
Programming languages per IEC 61131-3	Instruction List (IL) Ladder Diagram (LD) Function Block Diagram (FBD), Continuous Function Chart (CFC) Structured Text (ST) Sequential Function Chart (SFC)
Programming environment	e!COCKPIT (based on CODESYS V3) WAGO-I/O-PRO V2.3 (based on CODESYS V2.3)
Configuration options	e!COCKPIT WAGO-I/O-CHECK Web-based management e!RUNTIME Library CODESYS Library

Subject to changes. Please also observe the further product documentation!



Baud rate (communication/fieldbus 1)	10/100 Mbit/s
Baud rate	ETHERNET: 10/100 Mbit/s
Transmission medium (communication/fieldbus)	ETHERNET: Twisted Pair S-UTP; 100 Ω; Cat. 5; 100 m maximum cable length
Main memory (RAM)	512 MB
Internal memory (flash)	4096 MB
Non-volatile hardware memory	128 Kbytes
Program memory	CODESYS V2: 16 MB; e!RUNTIME: 32 MB
Data memory	CODESYS V2: 64 MB; e!RUNTIME: 128 MB
Non-volatile software memory	128 Kbytes
Non-volatile software memory	128. Kbytes
Memory card type	SD and SDHC up to 32 GB (All guaranteed properties are only valid in connection with the WAGO memory card.)
Memory card slot	Push-push mechanism; Cover lid (sealable)
Number of modules per node (max.)	250
Number of modules without a bus extension (max.)	64
Input and output (internal) process image (max.)	1000 Worte/1000 Worte
Input and output (MODBUS) process image (max.)	CODESYS V2: 1000 Worte/1000 Worte; e!RUNTIME: 32000 Worte /32000 Worte
Indicators	LED (SYS, RUN, I/O, U1 ... U7) red/green/orange: Status of system, program, local data bus, status programmable by user (can be used via CODESYS library); LED (A, B) green: Status of system power supply, field supply
Supply voltage (system)	DC 24 V (-25 ... +30 %); via pluggable connector (CAGE CLAMP® connection)
Input current (typ.) at nominal load (24 V)	550 mA
Total current (system supply)	1,700 mA
Supply voltage (field)	DC 24 V (-25 ... +30 %); via power jumper contacts
Current carrying capacity (power jumper contacts)	10 A
Number of outgoing power jumper contacts	3
Isolation	500 V system/field

## Connection data

Connection technology: communication/fieldbus	Modbus TCP/UDP: 2 x RJ-45; Modbus RTU: 1 x D-sub 9 socket; RS-232 serial interface: 1 x D-sub 9 socket; RS-485 serial interface: 1 x D-sub 9 socket
Connection technology: system supply	2 x CAGE CLAMP®
Connection technology: field supply	6 x CAGE CLAMP®
Connection type (1)	System/field supply

Subject to changes. Please also observe the further product documentation!



Solid conductor	0.08 ... 2.5 mm <sup>2</sup> / 28 ... 14 AWG
Fine-stranded conductor	0.08 ... 2.5 mm <sup>2</sup> / 28 ... 14 AWG
Strip length	8 ... 9 mm / 0.31 ... 0.35 inch
Connection technology: Device configuration	1 x Male connector; 4-pole

### Physical data

Width	78.6 mm / 3.094 inch
Height	100 mm / 3.937 inch
Depth	71.9 mm / 2.831 inch
Depth from upper edge of DIN-rail	64.7 mm / 2.547 inch

### Mechanical data

Weight	213.7 g
Color	light gray
Housing material	Polycarbonate, polyamide 6.6
Conformity marking	CE

### Environmental Requirements

Surrounding air temperature (operation)	0 ... 55 °C
Surrounding air temperature (storage)	-40 ... 85 °C
Protection type	IP20
Pollution degree (5)	2 per IEC 61131-2
Operating altitude	without temperature derating: 0 ... 2000 m; with temperature derating: 2000 ... 5000 m (0.5 K/100 m); 5000 m (max.)
Relative humidity (without condensation)	95 %
Mounting position	any
Mounting type	DIN-35 rail
Vibration resistance	4g per IEC 60068-2-6
Shock resistance	15g per IEC 60068-2-27
EMC immunity to interference	per EN 61000-6-2, marine applications
EMC emission of interference	per EN 61000-6-3, marine applications
Exposure to pollutants	Per IEC 60068-2-42 and IEC 60068-2-43
Permissible H <sub>2</sub> S contaminant concentration at a relative humidity 75 %	10 ppm
Permissible SO <sub>2</sub> contaminant concentration at a relative humidity 75 %	25 ppm

Subject to changes. Please also observe the further product documentation!

WAGO Kontakttechnik GmbH & Co. KG  
 Hansastr. 27  
 32423 Minden  
 Phone: +49571 887-0 | Fax: +49571 887-169  
 Email: [info.de@wago.com](mailto:info.de@wago.com) | Web: [www.wago.com](http://www.wago.com)

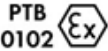



Do you have any questions about our products?  
 We are always happy to take your call at +49 (571) 887-44222.

### Commercial data


Packaging type	BOX
Country of origin	DE
GTIN	4055143758789
Customs tariff number	85371091990

### Approvals / Certificates


#### Ex-Approvals

Logo	Approval	Additional Approval Text	Certificate name
	ATEX TUEV Nord Cert GmbH	EN 60079	TUEV_14_ATEX_148929_X
 Ex nA IIC T4 Gc	CCCEX CQST/CNEX	CNCA-C23-01	2020312310000213
	IECEX TUEV Nord Cert GmbH	IEC 60079-0	IECEX_TUN_14.0035_X
	UL Underwriters Laboratories Inc. (HAZARDOUS LOCATIONS)	UL 121201	E198726 Sec.1




#### Country specific Approvals

Logo	Approval	Additional Approval Text	Certificate name
	KC National Radio Research Agency	Article 58-2, Clause 3	MSIP-REM-W43-PFC750


#### Ship Approvals

Logo	Approval	Additional Approval Text	Certificate name
	ABS American Bureau of Shipping	-	19-HG1821926

Subject to changes. Please also observe the further product documentation!

	<b>DNV GL</b> Det Norske Veritas, Germanischer Lloyd	-	TAA0000194
	<b>LR</b> Lloyds Register	-	02/20026 (E6)
	<b>PRS</b> Polski Rejestr Statków	-	TE/2236 /880590/19




**UL-Approvals**

Logo	Approval	Additional Approval Text	Certificate name
	<b>UL</b> Underwriters Laboratories Inc. (ORDINARY LOCATIONS)	UL 61010-2-201	E175199 Sec11

**Counterpart**

**Compatible products**

**software**

	<b>Item no.: 2759-101/1110-2002</b> e!COCKPIT; Workstation License	<a href="http://www.wago.com/2759-101/1110-2002">www.wago.com/2759-101/1110-2002</a>
	<b>Item no.: 2759-101/1110-2005</b> e!COCKPIT; Multi-User License; 05 pcs	<a href="http://www.wago.com/2759-101/1110-2005">www.wago.com/2759-101/1110-2005</a>
	<b>Item no.: 2759-101/1110-2010</b> e!COCKPIT; Multi-User License; 10 pcs	<a href="http://www.wago.com/2759-101/1110-2010">www.wago.com/2759-101/1110-2010</a>

Subject to changes. Please also observe the further product documentation!

WAGO Kontakttechnik GmbH & Co. KG  
Hansastr. 27  
32423 Minden  
Phone: +49571 887-0 | Fax: +49571 887-169  
Email: [info.de@wago.com](mailto:info.de@wago.com) | Web: [www.wago.com](http://www.wago.com)

Do you have any questions about our products?  
We are always happy to take your call at +49 (571) 887-44222.



**Item no.: 2759-101/1110-2015**  
e!COCKPIT; Multi-User License; 15 pcs

[www.wago.com/2759-101/1110-2015](http://www.wago.com/2759-101/1110-2015)



**Item no.: 2759-101/1110-2020**  
e!COCKPIT; Multi-User License; 20 pcs

[www.wago.com/2759-101/1110-2020](http://www.wago.com/2759-101/1110-2020)



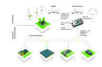
**Item no.: 2759-101/1110-3000**  
e!COCKPIT; Site License

[www.wago.com/2759-101/1110-3000](http://www.wago.com/2759-101/1110-3000)



**Item no.: 2759-101/1110-4000**  
e!COCKPIT; Buy-out License

[www.wago.com/2759-101/1110-4000](http://www.wago.com/2759-101/1110-4000)



**Item no.: 2759-203/211-1000**  
Library Power Plant Control; VDE-AR-N 4110 / 4120; Single License; Online activation

[www.wago.com/2759-203/211-1000](http://www.wago.com/2759-203/211-1000)



**Item no.: 2759-204/261-1000**  
Application Lighting Management; Single License; Online activation

[www.wago.com/2759-204/261-1000](http://www.wago.com/2759-204/261-1000)

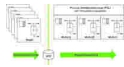
**Item no.: 2759-206/261-1000**  
Application Energy Data Management; Single License; Online activation

[www.wago.com/2759-206/261-1000](http://www.wago.com/2759-206/261-1000)



**Item no.: 2759-207/271-1000**  
Visualization Energy Data Management; Single License; Online activation

[www.wago.com/2759-207/271-1000](http://www.wago.com/2759-207/271-1000)



**Item no.: 2759-208/211-1000**  
Library MTP; Single License; Online activation

[www.wago.com/2759-208/211-1000](http://www.wago.com/2759-208/211-1000)



**Item no.: 2759-2101/271-1000**  
Visualization Lighting Management; S; Single License; Online activation

[www.wago.com/2759-2101/271-1000](http://www.wago.com/2759-2101/271-1000)



**Item no.: 2759-2102/271-1000**  
Visualization Lighting Management; M; Single License; Online activation

[www.wago.com/2759-2102/271-1000](http://www.wago.com/2759-2102/271-1000)



**Item no.: 2759-2103/271-1000**  
Visualization Lighting Management; L; Single License; Online activation

[www.wago.com/2759-2103/271-1000](http://www.wago.com/2759-2103/271-1000)




**Item no.: 2759-2110/261-1000**  
Application flexROOM; Single License; Online activation

[www.wago.com/2759-2110/261-1000](http://www.wago.com/2759-2110/261-1000)

Subject to changes. Please also observe the further product documentation!

WAGO Kontakttechnik GmbH & Co. KG  
Hansastr. 27  
32423 Minden  
Phone: +49571 887-0 | Fax: +49571 887-169  
Email: [info.de@wago.com](mailto:info.de@wago.com) | Web: [www.wago.com](http://www.wago.com)

Do you have any questions about our products?  
We are always happy to take your call at +49 (571) 887-44222.



**Item no.:** 2759-2283/211-1000  
e!RUNTIME; BACnet; 300; M; Single License; Online activation

[www.wago.com/2759-2283/211-1000](http://www.wago.com/2759-2283/211-1000)



**Item no.:** 2759-241/261-1000  
Application Weather Station; Single License; Online activation

[www.wago.com/2759-241/261-1000](http://www.wago.com/2759-241/261-1000)



**Item no.:** 2759-247/211-1000  
e!RUNTIME; Sparkplug; Single License; Online activation

[www.wago.com/2759-247/211-1000](http://www.wago.com/2759-247/211-1000)



**Item no.:** 2759-263/211-1000  
e!RUNTIME; EtherCAT Master; 300; Single License; Online activation

[www.wago.com/2759-263/211-1000](http://www.wago.com/2759-263/211-1000)



**Item no.:** 2759-283/211-1000  
e!RUNTIME; BACnet; 300; Single License; Online activation

[www.wago.com/2759-283/211-1000](http://www.wago.com/2759-283/211-1000)



**Item no.:** 759-333  
WAGO-I/O-PRO

[www.wago.com/759-333](http://www.wago.com/759-333)



**Item no.:** 759-333/000-923  
WAGO-I/O-PRO; USB-Set

[www.wago.com/759-333/000-923](http://www.wago.com/759-333/000-923)



**Item no.:** 759-911  
WAGO-I/O-PRO; CD

[www.wago.com/759-911](http://www.wago.com/759-911)

#### shield connection



**Item no.:** 790-108  
Shield clamping saddle; 11 mm wide; diameter of compatible conductor; 3 ... 8 mm

[www.wago.com/790-108](http://www.wago.com/790-108)



**Item no.:** 790-116  
Shield clamping saddle; 19 mm wide; diameter of compatible conductor; 7 ... 16 mm

[www.wago.com/790-116](http://www.wago.com/790-116)



**Item no.:** 790-124  
Shield clamping saddle; 27 mm wide; diameter of compatible conductor; 6 ... 24 mm

[www.wago.com/790-124](http://www.wago.com/790-124)



**Item no.:** 790-140  
Shield clamping saddle; diameter of compatible conductor

[www.wago.com/790-140](http://www.wago.com/790-140)



**Item no.:** 790-208  
Shield clamping saddle; 12.4 mm wide; 3 ... 8 mm

[www.wago.com/790-208](http://www.wago.com/790-208)



**Item no.:** 790-216  
Shield clamping saddle; 21.8 mm wide; 6 ... 16 mm

[www.wago.com/790-216](http://www.wago.com/790-216)

















**Item no.:** 790-220  
Shield clamping saddle; 30 mm wide; 6 ... 20 mm

[www.wago.com/790-220](http://www.wago.com/790-220)

#### Marking accessories

Subject to changes. Please also observe the further product documentation!



	<p><b>Item no.: 2009-145</b> Mini-WSB Inline; for Smart Printer; 1700 pieces on roll; stretchable 5 - 5.2 mm; plain; snap-on type; white</p>	<a href="http://www.wago.com/2009-145">www.wago.com/2009-145</a>
	<p><b>Item no.: 2009-145/000-002</b> Mini-WSB Inline; for Smart Printer; 1700 pieces on roll; stretchable 5 - 5.2 mm; plain; snap-on type; yellow</p>	<a href="http://www.wago.com/2009-145/000-002">www.wago.com/2009-145/000-002</a>
	<p><b>Item no.: 2009-145/000-005</b> Mini-WSB Inline; for Smart Printer; 1700 pieces on roll; stretchable 5 - 5.2 mm; plain; snap-on type; red</p>	<a href="http://www.wago.com/2009-145/000-005">www.wago.com/2009-145/000-005</a>
	<p><b>Item no.: 2009-145/000-006</b> Mini-WSB Inline; for Smart Printer; 1700 pieces on roll; stretchable 5 - 5.2 mm; plain; snap-on type; blue</p>	<a href="http://www.wago.com/2009-145/000-006">www.wago.com/2009-145/000-006</a>
	<p><b>Item no.: 2009-145/000-007</b> Mini-WSB Inline; for Smart Printer; 1700 pieces on roll; stretchable 5 - 5.2 mm; plain; snap-on type; gray</p>	<a href="http://www.wago.com/2009-145/000-007">www.wago.com/2009-145/000-007</a>
	<p><b>Item no.: 2009-145/000-012</b> Mini-WSB Inline; for Smart Printer; 1700 pieces on roll; stretchable 5 - 5.2 mm; plain; snap-on type; orange</p>	<a href="http://www.wago.com/2009-145/000-012">www.wago.com/2009-145/000-012</a>
	<p><b>Item no.: 2009-145/000-023</b> Mini-WSB Inline; for Smart Printer; 1700 pieces on roll; stretchable 5 - 5.2 mm; plain; snap-on type; green</p>	<a href="http://www.wago.com/2009-145/000-023">www.wago.com/2009-145/000-023</a>
	<p><b>Item no.: 2009-145/000-024</b> Mini-WSB Inline; for Smart Printer; 1700 pieces on roll; stretchable 5 - 5.2 mm; plain; snap-on type; violet</p>	<a href="http://www.wago.com/2009-145/000-024">www.wago.com/2009-145/000-024</a>
	<p><b>Item no.: 248-501</b> Miniature WSB Quick marking system; plain; Marker width 5 mm; 10 strips with 10 markers per card</p>	<a href="http://www.wago.com/248-501">www.wago.com/248-501</a>
	<p><b>Item no.: 248-501/000-002</b> Mini-WSB marking card; as card; not stretchable; plain; snap-on type; yellow</p>	<a href="http://www.wago.com/248-501/000-002">www.wago.com/248-501/000-002</a>
	<p><b>Item no.: 248-501/000-005</b> Mini-WSB marking card; as card; not stretchable; plain; snap-on type; red</p>	<a href="http://www.wago.com/248-501/000-005">www.wago.com/248-501/000-005</a>
	<p><b>Item no.: 248-501/000-006</b> Mini-WSB marking card; as card; not stretchable; plain; snap-on type; blue</p>	<a href="http://www.wago.com/248-501/000-006">www.wago.com/248-501/000-006</a>
	<p><b>Item no.: 248-501/000-007</b> Mini-WSB marking card; as card; not stretchable; plain; snap-on type; gray</p>	<a href="http://www.wago.com/248-501/000-007">www.wago.com/248-501/000-007</a>
	<p><b>Item no.: 248-501/000-012</b> Mini-WSB marking card; as card; not stretchable; plain; snap-on type; orange</p>	<a href="http://www.wago.com/248-501/000-012">www.wago.com/248-501/000-012</a>

Subject to changes. Please also observe the further product documentation!



**Item no.: 248-501/000-017**  
Mini-WSB marking card; as card; not stretchable; plain; snap-on type; light green

[www.wago.com/248-501/000-017](http://www.wago.com/248-501/000-017)



**Item no.: 248-501/000-023**  
Mini-WSB marking card; as card; not stretchable; plain; snap-on type; green

[www.wago.com/248-501/000-023](http://www.wago.com/248-501/000-023)



**Item no.: 248-501/000-024**  
Mini-WSB marking card; as card; not stretchable; plain; snap-on type; violet

[www.wago.com/248-501/000-024](http://www.wago.com/248-501/000-024)



**Item no.: 750-103**  
Group marker carrier; transparent

[www.wago.com/750-103](http://www.wago.com/750-103)



**Item no.: 750-107**  
Group marker carrier; transparent

[www.wago.com/750-107](http://www.wago.com/750-107)

#### wiring and connectors



**Item no.: 750-975**  
ETHERNET RJ-45 connector, IP20; ETHERNET 10/100 Mbit/s; for field assembly; light gray

[www.wago.com/750-975](http://www.wago.com/750-975)



**Item no.: 750-977/000-011**  
Connector ETHERNET; RJ-45; Cat. 6A; straight; Code T568A; AWG 22

[www.wago.com/750-977/000-011](http://www.wago.com/750-977/000-011)



**Item no.: 750-977/000-012**  
Connector ETHERNET; RJ-45; Cat. 6A; straight; Code T568B; AWG 22

[www.wago.com/750-977/000-012](http://www.wago.com/750-977/000-012)



**Item no.: 750-977/000-021**  
Connector ETHERNET; RJ-45; Cat. 6A; straight; Code T568A; AWG 24

[www.wago.com/750-977/000-021](http://www.wago.com/750-977/000-021)



**Item no.: 750-977/000-022**  
Connector ETHERNET; RJ-45; Cat. 6A; straight; Code T568B; AWG 24

[www.wago.com/750-977/000-022](http://www.wago.com/750-977/000-022)



**Item no.: 750-978/000-011**  
Connector ETHERNET; RJ-45; Cat. 6A; straight; Code T568A; AWG 22; Strain relief

[www.wago.com/750-978/000-011](http://www.wago.com/750-978/000-011)



**Item no.: 750-978/000-012**  
Connector ETHERNET; RJ-45; Cat. 6A; straight; Code T568B; AWG 22; Strain relief

[www.wago.com/750-978/000-012](http://www.wago.com/750-978/000-012)



**Item no.: 750-978/000-021**  
Connector ETHERNET; RJ-45; Cat. 6A; straight; Code T568A; AWG 24; Strain relief

[www.wago.com/750-978/000-021](http://www.wago.com/750-978/000-021)



**Item no.: 750-978/000-022**  
Connector ETHERNET; RJ-45; Cat. 6A; straight; Code T568B; AWG 24; Strain relief

[www.wago.com/750-978/000-022](http://www.wago.com/750-978/000-022)

Subject to changes. Please also observe the further product documentation!



**Item no.: 750-979/000-011**  
Connector ETHERNET; RJ-45; Cat. 6A; angled; Code T568A; AWG 22; Strain relief

[www.wago.com/750-979/000-011](http://www.wago.com/750-979/000-011)



**Item no.: 750-979/000-012**  
Connector ETHERNET; RJ-45; Cat. 6A; angled; Code T568B; AWG 22; Strain relief

[www.wago.com/750-979/000-012](http://www.wago.com/750-979/000-012)



**Item no.: 750-979/000-021**  
Connector ETHERNET; RJ-45; Cat. 6A; angled; Code T568A; AWG 24; Strain relief

[www.wago.com/750-979/000-021](http://www.wago.com/750-979/000-021)



**Item no.: 750-979/000-022**  
Connector ETHERNET; RJ-45; Cat. 6A; angled; Code T568B; AWG 24; Strain relief

[www.wago.com/750-979/000-022](http://www.wago.com/750-979/000-022)

#### General accessories



**Item no.: 750-921**  
Bluetooth® Adapter; light gray

[www.wago.com/750-921](http://www.wago.com/750-921)



**Item no.: 750-923**  
Configuration cable; USB connector; Length: 2.5 m; black

[www.wago.com/750-923](http://www.wago.com/750-923)



**Item no.: 750-923/000-001**  
Configuration cable; USB connector; Length: 5 m

[www.wago.com/750-923/000-001](http://www.wago.com/750-923/000-001)

#### system box



**Item no.: 850-804**  
IP65 enclosure; Stainless steel; WxHxD (400x123x200 mm); 4 x M20, 16 x M16, 28 x M12 cable grip

[www.wago.com/850-804](http://www.wago.com/850-804)



**Item no.: 850-804/000-001**  
IP65 enclosure; Stainless steel; WxHxD (400x123x200 mm); 2 x M20, 13 x M16, 32 x M12 cable grip

[www.wago.com/850-804/000-001](http://www.wago.com/850-804/000-001)



**Item no.: 850-805**  
IP65 enclosure; Stainless steel; WxHxD (600x123x200 mm); 4 x M20, 19 x M16, 67 x M12 cable grip

[www.wago.com/850-805](http://www.wago.com/850-805)



**Item no.: 850-814/002-000**  
IP65 enclosure; Sheet steel (RAL 7035); WxHxD (200x120x200 mm); without flange plate

[www.wago.com/850-814/002-000](http://www.wago.com/850-814/002-000)



**Item no.: 850-815/002-000**  
IP65 enclosure; Sheet steel (RAL 7035); WxHxD (300x120x200 mm); without flange plate

[www.wago.com/850-815/002-000](http://www.wago.com/850-815/002-000)



**Item no.: 850-816/002-000**  
IP65 enclosure; Sheet steel (RAL 7035); WxHxD (400x120x200 mm); without flange plate















[www.wago.com/850-816/002-000](http://www.wago.com/850-816/002-000)

**Item no.: 850-817/002-000**  
IP65 enclosure; Sheet steel (RAL 7035); WxHxD (600x120x200 mm); without flange plate

[www.wago.com/850-817/002-000](http://www.wago.com/850-817/002-000)

Subject to changes. Please also observe the further product documentation!



	<b>Item no.: 850-825</b> IP65 enclosure; Aluminium (RAL 7032); WxHxD (160x100x160 mm); 9 x M12, 4 x M20	<a href="http://www.wago.com/850-825">www.wago.com/850-825</a>
	<b>Item no.: 850-826</b> IP65 enclosure; Aluminium (RAL 7032); WxHxD (240x100x160 mm); 4 x M20, 4 x M16, 14 x M12 cable grip	<a href="http://www.wago.com/850-826">www.wago.com/850-826</a>
	<b>Item no.: 850-826/002-000</b> IP65 enclosure; Aluminium (RAL 7035); WxHxD (240x100x160 mm); 4 x M20, 4 x M16, 14 x M12 cable grip	<a href="http://www.wago.com/850-826/002-000">www.wago.com/850-826/002-000</a>
	<b>Item no.: 850-827</b> IP65 enclosure; Aluminium (RAL 7032); WxHxD (320x100x160 mm); 4 x M20, 8 x M16, 17 x M12 cable grip	<a href="http://www.wago.com/850-827">www.wago.com/850-827</a>
	<b>Item no.: 850-827/002-000</b> IP65 enclosure; Aluminium (RAL 7035); WxHxD (320x100x160 mm); 4 x M20, 8 x M16, 17 x M12 cable grip	<a href="http://www.wago.com/850-827/002-000">www.wago.com/850-827/002-000</a>
	<b>Item no.: 850-828</b> IP65 enclosure; Aluminium (RAL 7032); WxHxD (480x100x160 mm); 4 x M20, 10 x M16, 35 x M12 cable grip	<a href="http://www.wago.com/850-828">www.wago.com/850-828</a>
	<b>Item no.: 850-828/002-000</b> IP65 enclosure; Aluminium (RAL 7035); WxHxD (480x100x160 mm); 4 x M20, 10 x M16, 35 x M12 cable grip	<a href="http://www.wago.com/850-828/002-000">www.wago.com/850-828/002-000</a>
	<b>Item no.: 850-834</b> IP65 enclosure; Polyester (RAL 7032); WxHxD (164x100x164 mm); 9 x M12, 4 x M20	<a href="http://www.wago.com/850-834">www.wago.com/850-834</a>
	<b>Item no.: 850-835</b> IP65 enclosure; Polyester (RAL 7032); WxHxD (244x100x164 mm); 4 x M20, 4 x M16, 14 x M12 cable grip	<a href="http://www.wago.com/850-835">www.wago.com/850-835</a>
	<b>Item no.: 850-836</b> IP65 enclosure; Polyester (RAL 7032); WxHxD (324x100x164 mm); 4 x M20, 8 x M16, 17 x M12 cable grip	<a href="http://www.wago.com/850-836">www.wago.com/850-836</a>
<b>Carrier rail</b>		
	<b>Item no.: 210-112</b> Steel carrier rail; 35 x 7.5 mm; 1 mm thick; 2 m long; slotted; according to EN 60715; "Hole width 25 mm; silver-colored	<a href="http://www.wago.com/210-112">www.wago.com/210-112</a>
	<b>Item no.: 210-113</b> Steel carrier rail; 35 x 7.5 mm; 1 mm thick; 2 m long; unslotted; according to EN 60715; silver-colored	<a href="http://www.wago.com/210-113">www.wago.com/210-113</a>
	<b>Item no.: 210-114</b> Steel carrier rail; 35 x 15 mm; 1.5 mm thick; 2 m long; unslotted; similar to EN 60715; silver-colored	<a href="http://www.wago.com/210-114">www.wago.com/210-114</a>
	<b>Item no.: 210-115</b> Steel carrier rail; 35 x 7.5 mm; 1 mm thick; 2 m long; slotted; according to EN 60715; "Hole width 18 mm; silver-colored	<a href="http://www.wago.com/210-115">www.wago.com/210-115</a>
	<b>Item no.: 210-118</b> Steel carrier rail; 35 x 15 mm; 2.3 mm thick; 2 m long; unslotted; according to EN 60715; silver-colored	<a href="http://www.wago.com/210-118">www.wago.com/210-118</a>

Subject to changes. Please also observe the further product documentation!

**Item no.: 210-196**

Aluminum carrier rail; 35 x 8.2 mm; 1.6 mm thick; 2 m long; unslotted; similar to EN 60715; silver-colored

[www.wago.com/210-196](http://www.wago.com/210-196)**Item no.: 210-197**

Steel carrier rail; 35 x 15 mm; 1.5 mm thick; 2 m long; slotted; similar to EN 60715; silver-colored

[www.wago.com/210-197](http://www.wago.com/210-197)**Item no.: 210-198**

Copper carrier rail; 35 x 15 mm; 2.3 mm thick; 2 m long; unslotted; according to EN 60715; copper-colored

[www.wago.com/210-198](http://www.wago.com/210-198)**Item no.: 210-504**

Steel carrier rail; 35 x 7.5 mm; 1 mm thick; 2 m long; slotted; galvanized; according to EN 60715

[www.wago.com/210-504](http://www.wago.com/210-504)**Item no.: 210-505**

Steel carrier rail; 35 x 7.5 mm; 1 mm thick; 2 m long; unslotted; galvanized; according to EN 60715; silver-colored

[www.wago.com/210-505](http://www.wago.com/210-505)**Item no.: 210-506**

Steel carrier rail; 35 x 15 mm; 1.5 mm thick; 2 m long; unslotted; galvanized; similar to EN 60715; silver-colored

[www.wago.com/210-506](http://www.wago.com/210-506)**Item no.: 210-508**

Steel carrier rail; 35 x 15 mm; 1.5 mm thick; 2 m long; slotted; galvanized; similar to EN 60715; silver-colored

[www.wago.com/210-508](http://www.wago.com/210-508)**memory card****Item no.: 758-879/000-001**

Memory Card SD; SLC-NAND; 2 GByte; Temperature from -40 to 90 °C

[www.wago.com/758-879/000-001](http://www.wago.com/758-879/000-001)**Item no.: 758-879/000-2108**

Memory Card SD; pSLC-NAND; 8 GB; Temperature range: -40 to 90°C

[www.wago.com/758-879/000-2108](http://www.wago.com/758-879/000-2108)**Downloads****Documentation****Manual**

PFC200 G2 2ETH RS Controller PFC200; 2nd Generation; 2 x ETHERNET, RS-232/-485	V 1.4.0 02.10.2020	pdf 4.8 MB	Download
WAGO MODBUS Master Configurator for configuration of MODBUS networks in WAGO-I/O-PRO (CODESYS)	V 1.1.0	pdf 1.8 MB	Download
Cyber Security for Controller PFC100 / PFC200	V 1.2.0	pdf 8.3 MB	Download
e!RUNTIME EtherCAT® Master	V 1.1.1	pdf	Download

Subject to changes. Please also observe the further product documentation!



	17.12.2019	879.5 kB	
<p>Manual WAGO Gateway Application</p> <p>The WAGO Gateway Application for the WAGO 750-8212 PFC200 2nd Generation enables communication between different bus and/or communication systems and shortens the integration time. The user-friendly web interface allows the user to exchange information and measured values between different systems. The pre-configured application shortens startup times, especially in building technology. The WAGO Gateway Application currently enables communication with Modbus RTU, Modbus IP (TCP/UDP) and KNX-TP devices. Every conceivable combination is possible.</p>	1.0.0.0 11.11.2019	pdf 8.6 MB	Download
<p>WAGO Application flexROOM®</p> <p>For the configuration of distribution boxes containing a PFC200 controller (750-8212).</p>	V 3.2.0 01.07.2020	pdf 10.6 MB	Download
<p>Manual WAGO Application Weather Station</p> <p>Weather Station makes data from the connected weather sensors, such as temperature, precipitation, wind speed and light intensity, available on a network for further processing and display in a visualization or a management system. It also provides central functions like weather protection, glare protection, automation based on the position of the sun (slat tracking) and timer programs.</p>	2.0.2 26.08.2020	pdf 23.4 MB	Download
<b>Bid Text</b>			
750-8212 X81 - Datei	19.02.2019	xml 10.1 kB	Download
750-8212 docx - Datei	21.11.2018	docx 22.4 kB	Download
<b>Tutorial</b>			
<p>Set IP address with Ethernet Settings</p> <p>In this video we are demonstrating how you can set a IP address with Ethernet Settings. Content: 00:27 – Chapter #1 Download and install software; 00:56 – Chapter #2 Open Ethernet Settings; 01:10 – Chapter #3 Establish serial Connection; 01:34 – Chapter #4 Set IP address; 02:10 – Chapter #5 Check IP address</p>	3.0 18.12.2017	mp4 88.3 MB	Download

Subject to changes. Please also observe the further product documentation!



Establish connection to a controller using SSH In this video we are demonstrating how to establish a SSH connection with a controller using for example PuTTY to be able to work with the LINUX console. Contents: 0:21 Download and install the SSH client; 0:40 Establish the SSH connection; 0:50 Log on to the Controller	1.0 05.08.2017	mp4 29.0 MB	Download
---	-------------------	----------------	----------

#### Additional Information

Disposal; Electrical and electronic equipment, Packaging	V 1.0.0	pdf 265.8 kB	Download
e!RUNTIME EtherCAT® Master	V 1.1.1 17.12.2019	pdf 879.5 kB	Download

#### System Description

Overview on WAGO-I/O-SYSTEM 750 approvals		pdf 780.2 kB	Download
Controller PFC100/200, General Product Information		pdf 591.2 kB	Download

#### Compatibility Information

Compatibility List DALI Sensors This application note shows all DALI Sensors which are compatible with CODESYS V2. 3 applications, e!Cockpit applications, the WAGO Lighting Management software, the WAGO flexROOM®software and the WAGO DALI Configurator.	V 1.2.0 24.09.2020	pdf 511.7 kB	Download
---	-----------------------	-----------------	----------

#### Application Notes

##### Application Note CoDeSys 2.3

WagoConfigToolLIB The library WagoConfigToolLIB.lib library provides function blocks for accessing the device configuration (e.g., network settings, data and time, ongoing services).	1.0.0	pdf 349.1 kB	Download
ModuleAccess_01.lib The ModuleAccess_01 library provides both module configuration and access to its process data within a CoDeSys project without the use of WAGO I/O Check.	1.8.7 27.01.2020	zip 2.2 MB	Download
Connection of Thermokon Multi-function room control units WRF 08 The fundamental way of carrying out the communication between the WAGO I/O System and the multi-function room operating panel (WRF08 RS485 Modbus) from Thermokon is described in this application note.	10.04.2019 10.04.2019	zip 876.4 kB	Download

Subject to changes. Please also observe the further product documentation!



<p>Application Note Connecting with an iPod Touch</p> <p>This Application Note explains the basic procedures for access to the WAGO Ethernet Controller 750-8xx or the WAGO Ethernet Coupler 750-3xx using an iPod Touch.</p>	<p>30.03.2011 28.10.2011</p>	<p>zip 439.1 kB</p>	<p>Download</p>
<p>Application Note Library WagoDatalogger_02</p> <p>This application note describes the use of the WagoDatalogger_02.lib library. Up to 80 analog or digital signals can be recorded.</p>	<p>2020-05-20 20.05.2020</p>	<p>zip 1.3 MB</p>	<p>Download</p>
<p>Connection of Thermokon Multi-function room control units WRF 06</p> <p>The fundamental method of setting up communication between the WAGO I/O System and the multi-function room operating panel (WRF06 RS485 Modbus) from Thermokon is described in this application note.</p>	<p>10.04.2019 08.04.2016</p>	<p>zip 845.9 kB</p>	<p>Download</p>
<p>HLK-Anlagenmakros für TRIC</p> <p>In dieser Zip-Datei finden Sie Vorlagen und Makros für die Planungssoftware TRIC. TRIC ist ein Werkzeug für Planer und Errichter von HLK-Anlagen, das den Richtlinien der VOB, VDI und DIN EN ISO entspricht.</p>	<p>2015-07-10 10.07.2015</p>	<p>zip 76.8 MB</p>	<p>Download</p>
<p>Application Note for the 750-494 3-Phase Power Measurement Module</p> <p>The application note for the 3-Phase Power Measurement Module 750-494 shows how the measured values of the power measurement module can be read. It is also shown how the power module can be configured using the WAGO-I/O-PRO- V2.3 visualization tool.</p>	<p>24.01.2014 11.11.2014</p>	<p>zip 1.7 MB</p>	<p>Download</p>
<p>Application Note: DMX_02</p> <p>This application note describes how a DMX master for DMX device control can be performed via 750-652 serial interface.</p>	<p>26.04.2017 26.04.2017</p>	<p>zip 751.0 kB</p>	<p>Download</p>
<p>Application Note for the 750-495 3-Phase Power Measurement Module</p> <p>The application note for the 3-Phase Power Measurement Module 750-495 shows how the measured values of the power measurement module can be read. It is also shown how the power module can be configured using the WAGO-I/O-PRO- V2.3 visualization tool.</p>	<p>24.01.2014 24.01.2014</p>	<p>zip 1.8 MB</p>	<p>Download</p>
<p>HVAC System Macros</p> <p>WAGO provides system macros for HVAC applications that are based on Building_HVAC_03.lib.</p>	<p>10.03.2017 15.03.2019</p>	<p>zip 13.6 MB</p>	<p>Download</p>
<p>Application note Cloud Connectivity</p> <p>This application note explains how the WAGO controllers PFC100 and PFC200 can communicate with cloud services like Microsoft Azure (WAGO Cloud), Amazon AWS and IBM Bluemix. Data could be send to the cloud and commands could receive from the cloud. The libraries WagoLibCloud for WAGO-I/O-PRO V2.3 and WagoAppCloud for e!COCKPIT are used.</p>	<p>2019-09-17 17.09.2019</p>	<p>zip 4.1 MB</p>	<p>Download</p>

Subject to changes. Please also observe the further product documentation!





<p>Application Note: EnOcean_06 Library</p> <p>This application note describes how communication between the WAGO-I/O-SYSTEM and different EnOcean wireless sensors can be implemented using the EnOcean_06.lib library.</p>	<p>30.11.2016</p> <p>30.11.2016</p>	<p>zip</p> <p>842.0 kB</p>	<p>Download</p>
<p>Anbindung der HKW-Elektronik Wetterprognose-Station WS-K xx T ModBus</p> <p>Dieser Anwendungshinweis beschreibt, wie die Kommunikation zwischen dem WAGO-I/O-System und einer HKW-Elektronik Wetterprognose-Station Kompakt realisiert werden kann.</p>	<p>V 1.1</p> <p>07.07.2017</p>	<p>zip</p> <p>781.1 kB</p>	<p>Download</p>
<p>Application Note Data Plotter</p> <p>The Data Plotter is a Web application that can be used as a visualization tool for the data logger. It allows the user to graphically display data captured by the data logger library (WAGO_Datalogger_02.lib for CODESYS V2.3 and WagoAppDatalogger for e!COCKPIT from V1.2.100.6023).</p>	<p>2020-09-17</p> <p>17.09.2020</p>	<p>zip</p> <p>6.7 MB</p>	<p>Download</p>
<p>HART Tool Routing via ETHERNET with 750-820x/750-88x and CODESYS 2.3 (a116120)</p> <p>This application note describes how to set up asset management systems, which facilitate simple, efficient configuration of HART field devices. With the Cerabar PMC51 (Endress+Hauser) as an example, a connection is established from any HART sensor to a WAGO PROFIBUS Controller and a WAGO ETHERNET Fieldbus Coupler. The configuration is made with the asset management software WAGOframe, PACTware und FieldCare.</p>	<p>1.0.0</p> <p>22.03.2019</p>	<p>pdf</p> <p>3.9 MB</p>	<p>Download</p>
<p>Application Note Scheduler_03.lib</p> <p>This application note describes different applications of the Scheduler_03.lib library.</p>	<p>20.05.2011</p> <p>20.05.2011</p>	<p>zip</p> <p>1.8 MB</p>	<p>Download</p>
<p>Anwendungshinweis für die Steuerung eines Iigus robolink</p> <p>Der Anwendungshinweis beschreibt anhand einer Demoapplikation die Steuerung eines Iigus robolink® Roboterarms mit sechs Achsen. Als Steuerung wird ein Wago PFC200 (Art.-Nr. 750-8202) verwendet.</p>	<p>12.11.2015</p> <p>12.11.2015</p>	<p>zip</p> <p>1.3 MB</p>	<p>Download</p>
<p>Connection of a Thermokon Thanos SR L MODBUS room control unit to the WAGO-I/O-SYSTEM</p> <p>The fundamental method of setting up communication between the WAGO I/O System and the Thanos SR L MODBUS room operating panel from Thermokon is described in this application note.</p>	<p>02.05.2013</p> <p>13.05.2013</p>	<p>zip</p> <p>313.2 kB</p>	<p>Download</p>
<p>Erreichen der Linuxkonsole des PFC200 (a100701)</p> <p>Besonders bei Linux-basierten Geräten kann die Verwendung der Linux-Konsole des Gerätes dem Entwickler helfen schnell an benötigte Informationen z.B. über die Konfiguration des Gerätes zu gelangen. Dieser Anwendungshinweis beschreibt verschiedene gängige Methoden die Linux-Konsole eines PFC200 von einem PC aus zu Erreichen und zu Verwenden und mögliche Hürden, die dabei existieren.</p>	<p>V1.0.0</p> <p>29.08.2016</p>	<p>zip</p> <p>521.3 kB</p>	<p>Download</p>
<p>Application Note PowerMeasurement_03 Library</p> <p>Subject to changes. Please also observe the further product documentation!</p>	<p>19.01.2011</p>	<p>zip</p>	<p>Download</p>



<p>This application note describes how current, voltage, effective power, power factor and energy consumption can be measured using 3-phase power measurement modules (750-493).</p>	19.03.2012	954.5 kB	
<p>Application Note Weather Station Elsner P03 Modbus</p> <p>This application note describes how communication can be set up between the WAGO I/O System and the ELSNER P03/3 weather station with a Modbus interface.</p>	01.12.2011 28.10.2011	zip 275.6 kB	Download
<p>GRUNDFOS GENIbus interface, application note</p> <p>This application note describes how communication between the WAGO-I/O-SYSTEM and the Grundfos MAGNA series circulation pumps can be performed via GENIbus interface.</p>	20.03.2017 20.03.2017	zip 286.6 kB	Download
<p>Connection of DMX devices to the WAGO-I/O-SYSTEM via the ArtNet-DMX STAGE-PROFI 1.1</p> <p>This application note describes connecting the ArtNet-DMX STAGE-PROFI 1.1 to the WAGO-I/O-SYSTEM. The ArtNet-DMX STAGE-PROFI 1.1 can be operated as a DMX master and a DMX slave.</p>	11.01.2013 11.01.2013	zip 1.5 MB	Download
<p>Application Note: MpBus_03 Library</p> <p>This Application Note explains how a WAGO fieldbus controller sets up communication to the MP-bus actuators via the MP-bus master module (750-643).</p>	2020-08-14 14.08.2020	zip 526.0 kB	Download
<p>Application Note Library ModuleAccess_01</p> <p>These instructions describe the use of the ModuleAccess_01.lib library using 4 examples.</p>	05.01.2016 29.01.2016	zip 1.0 MB	Download
<p>Application note for installing a MySQL-Server on a PFC-Controller</p> <p>This Application Note explains how a MySQL-Server can be set up and used on a PFC 200. The Application shows how measurement values of the 3-Phase Power Measurement Module can be written into a database.</p>	V 1.0.4 16.05.2019	zip 4.5 MB	Download
<p>Application note: DALI 753-647 Configuration Interface</p> <p>This application note describes the WAGO DALI Configurator, the integration of the DALI visualization for configuring various sensor types and the implementation in a program.</p>	V1.0.2 29.04.2019	zip 3.1 MB	Download
<p>Using the web visualization with Java™ runtime environment (JRE, JVM) 7 update 51 (7u51) (a500690)</p> <p>Oracle announced an update (7u51) for their Java™ runtime environment for the 14th of January 2014 which might have an impact on the use of the WAGO web visualization with Controller, PERSPECTO CP devices and WAGO-IO-IPCs. For more details please have a look into our application note.</p>	V1.2.4 26.02.2019	zip 5.0 MB	Download
<p><b>Application Note e!COCKPIT</b></p>			
<p>e!COCKPIT application note WagoAppCloud</p> <p>Subject to changes. Please also observe the further product documentation!</p>	2019-10-21	zip	Download



<p>This application note explains how the WAGO controllers PFC100 and PFC200 can communicate with cloud services like Microsoft Azure (WAGO Cloud), Amazon AWS and IBM Bluemix. Data could be send to the cloud and commands could receive from the cloud. The libraries WagoLibCloud for WAGO-I/O-PRO V2.3 and WagoAppCloud for e!COCKPIT are used.</p>	21.10.2019	3.9 MB	
<p>SNMP Communication (a500850)</p> <p>This application note explains how the WAGO controllers PFC100 and PFC200 can communicate via SNMP: Sending traps / inform notifications, creating an MIB and using the controller as an SNMP agent. To do so, the SNMP-specific libraries for WAGO-I/O-PRO V2.3 and e!COCKPIT are used.</p>	V1.1.0 20.02.2020	zip 3.8 MB	Download
<p>HART Tool Routing via ETHERNET with 750-820x and e!RUNTIME (a116130)</p> <p>This application note describes how to set up asset management systems, which facilitate simple, efficient configuration of HART field devices. With the Cerabar PMC51 (Endress+Hauser) as an example, a connection is established from any HART sensor to a WAGO PROFIBUS Controller and a WAGO ETHERNET fieldbus coupler. The configuration is made with the asset management software WAGOframe, PACTware und FieldCare.</p>	1.0.0 22.03.2019	pdf 2.9 MB	Download
<p>eCOCKPIT application note installation MySQL-Server</p> <p>This Application Note explains how a MySQL-Server can be set up and used on a PFC 200. The Application shows how measurement values of the 3-Phase Power Measurement Module can be written into a database.</p>	2019-09-09 09.09.2019	pdf 1.9 MB	Download

## Libraries

Library			
<p>WagoLibLed</p> <p>This library contains function blocks that can be used for control and querying of the user LEDs and for querying of the status LEDs. Depending on the device design, not all of the user or status LEDs may be provided.</p>	1.0.0	pdf 516.5 kB	Download
<p>WagoConfigToolLIB</p> <p>The library WagoConfigToolLIB.lib library provides function blocks for accessing the device configuration (e.g., network settings, data and time, ongoing services).</p>	1.0.0	pdf 349.1 kB	Download
<p>WagoLibDiagnosticIDs</p> <p>This library is used to take part in an internal diagnostics protocol via an IEC-61131 application. You can define your own IDs and provide your own texts for this. You can also transmit your own diagnostics IDs. Diagnostics generated in this manner are saved in the system log and displayed in text form, for example, in the WBM.</p>	1.0.0	pdf 298.2 kB	Download
<p>WagoLibNetSnmpManager</p>	1.1.0	pdf 1.1 MB	Download

Subject to changes. Please also observe the further product documentation!



The "WagoLibNetSnmpManager.lib" library is used to implement SNMP manager functions. This makes it possible to access other SNMP agents as well as call and modify OIDs via an IEC program.

<p>WagoLibCpuUsage</p> <p>This library enables you to determine the CPU load (usage).</p>	<p>1.0.0</p>	<p>pdf</p> <p>265.7 kB</p>	<p>Download</p>
<p>ModuleAccess_01.lib</p> <p>The ModuleAccess_01 library provides both module configuration and access to its process data within a CoDeSys project without the use of WAGO I/O Check.</p>	<p>1.8.7</p> <p>27.01.2020</p>	<p>zip</p> <p>2.2 MB</p>	<p>Download</p>
<p>WAGO_Datalogger_02.lib</p> <p>The FbDatalogger function block logs entries from up to 80 channels at an interval of min. one second in a CSV file.</p>	<p>2.7</p> <p>20.05.2020</p>	<p>zip</p> <p>678.8 kB</p>	<p>Download</p>
<p>Library WagoLibCloud_02.lib</p> <p>Die Bibliothek dient zur Kommunikation des WAGO Controller PFC100 und PFC200 mit Cloud Diensten wie Microsoft Azure (WAGO Cloud), Amazon AWS and IBM Bluemix. Daten können zur Cloud gesendet und Kommandos von der Cloud empfangen werden.</p>	<p>V2.2.4</p> <p>21.01.2020</p>	<p>zip</p> <p>57.6 kB</p>	<p>Download</p>

## Engineering-Software

### e!COCKPIT

<p>e!COCKPIT</p> <p>Register at no cost and test our engineering software for 30 days.</p>	<p>V 1.7.0.5</p> <p>01.07.2020</p>	<p>ZIP</p> <p>2.8 GB</p>	<p>Download</p>
--	------------------------------------	--------------------------	-----------------

### Configuration and Commissioning Software

<p>WAGO-IO-PRO Demo-Version (759-912) / Serie 750, 758 und 762</p>	<p>2.3.9.55</p> <p>03.07.2015</p>	<p>zip</p> <p>108.3 MB</p>	<p>Download</p>
--	-----------------------------------	----------------------------	-----------------

## Runtime Software

### Linux® Toolchain

<p>Linux® Board Support Package (BSP)</p> <p>With the PFC BSP, WAGO offers Linux® enthusiasts the opportunity to compile the PFC firmware themselves, and to expand it according to their own wishes.</p>	<p>2018.2.8.FW(11)35</p> <p>27.08.2018</p>	<p>TXT</p> <p>14.1 kB</p>	<p>Download</p>
---	--	---------------------------	-----------------

The WAGO PFC BSP includes a Pengutronix build environment, optimized for the PFC, and the OSELAS Toolchain, which open up the following possibilities, among others:

Subject to changes. Please also observe the further product documentation!



- Expanding the firmware functions using open source packages like: Python, SQLite3, PHP, etc.
- Compiling their own C/C++ applications with direct or indirect bus access to the local bus, CANopen, or PROFIBUS.
- Compiling external libraries using CODESYS V2 to expand the PLC applications.
- There are detailed instructions for many of these tasks and ideas (see How To's).

#### Firmware

Firmware: 750-8212 Controller PFC200; 2nd Generation; 2 x ETHERNET, RS-232/-485; light gray	17 22.07.2020	zip 86.5 MB	Download
---	------------------	----------------	----------

#### Software Solutions (Applications)

##### Energy data management

Software for Application Energy Data Management EDM With our energy data management, EDM, solution, you can record and visualize your measurement data of different media and parameters in no time. Continuous collection and monitoring provide the basis for the resource-efficient energy usage – the environment will thank you and your operating costs will be minimized. And by the way, the normative conformity according to DIN EN 50001 for the energetic evaluation is part of the package.	2020-09-18 18.09.2020	ZIP 356.9 MB	Download
---	--------------------------	-----------------	----------

##### Application-Based Controller Redundancy

Application-Based Controller Redundancy Increase availability in central ship alarm systems with WAGO's Application-Based Controller Redundancy (ACR).	2020-05-20 20.05.2020	zip 179.8 MB	Download
---	--------------------------	-----------------	----------

The licensed software library (2759-0245/0211-1000) and an *e!COCKPIT* redundancy framework (LINK) allows you to easily program and operate redundant master PLCs in single point of failure (SPOF) tolerant systems.

A large number of the available 750 Series I/O Modules can be integrated into the system via Smart Couplers. These decentralized PLCs automatically recognize the input and output modules, which makes commissioning easy. The redundant communication of the two Master PLCs and the Smart Couplers is performed either via two separate networks (Dual-LAN) or a ring topology.

These Master PLCs (2nd generation PFC200) communicate with higher-level SCADA systems, for example, via the Modbus TCP protocol.

##### Weather-Station

2.0.2 31.08.2020	ZIP 106.0 MB	Download
---------------------	-----------------	----------

##### Lighting management

Subject to changes. Please also observe the further product documentation!

WAGO Kontakttechnik GmbH & Co. KG  
 Hansastr. 27  
 32423 Minden  
 Phone: +49571 887-0 | Fax: +49571 887-169  
 Email: [info.de@wago.com](mailto:info.de@wago.com) | Web: [www.wago.com](http://www.wago.com)

Do you have any questions about our products?  
 We are always happy to take your call at +49 (571) 887-44222.



Software for Application Controller Lighting Management

2020-08-13  
13.08.2020

ZIP  
224.0 MB

[Download](#)

---

## IoT/ Cloud

### "Remote Access" Beta Software

"Remote Access" Beta Software

V 0.10.0.0  
02.10.2019

ZIP  
1.7 MB

[Download](#)

Register for the beta version of "Remote Access" for the WAGO Cloud.

---

## CAD/CAE-Data

### CAD data

2D/3D Models 750-8212

[URL](#)

[Download](#)

---

### CAE data

ZUKEN Portal 750-8212

[URL](#)

[Download](#)

---

## Installation Notes

## Product family

**Controller 750**

[Show all products from the family](#)

Subject to changes. Please also observe the further product documentation!

---

WAGO Kontakttechnik GmbH & Co. KG

Hansastr. 27

32423 Minden

Phone: +49571 887-0 | Fax: +49571 887-169

Email: [info.de@wago.com](mailto:info.de@wago.com) | Web: [www.wago.com](http://www.wago.com)

Do you have any questions about our products?

We are always happy to take your call at +49 (571) 887-44222.